






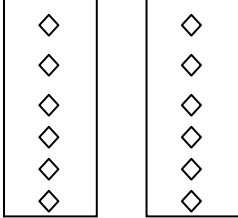



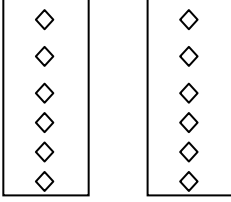



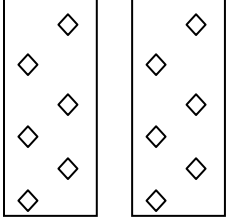







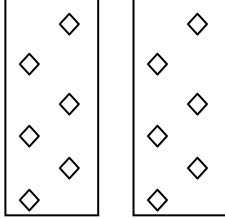



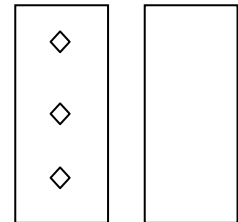



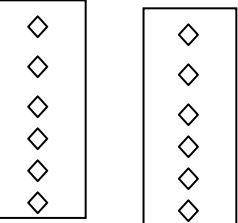







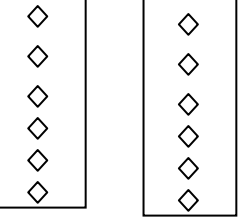



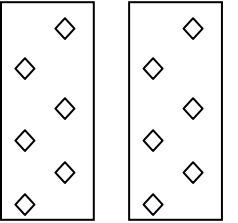







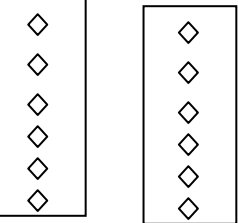


June

Early summer:
No danger of frost at night

Crop	Plant Spacing	Planting	Rows In a Bed
 Beans	 2" apart	 Seed Outside	 2 rows
 Corn	 6" apart	 Seed Outside	 1 row
 Cucumber	 12" apart	 Seed Outside	 1 row
 Eggplant	 2 feet apart	 Transplant	 2 rows
 Okra	 6" apart	 Seed Outside	 2 rows
 Peppers	 12" apart	 Transplant	 2 rows

 <p>Winter Squash</p>	 <p>2 feet apart</p>	 <p>Seed Outside</p>	 <p>1 row alternate beds</p>
 <p>Watermelon</p>	 <p>2 feet apart</p>	 <p>Seed or Transplant</p>	 <p>1 row</p>
 <p>Basil</p>	 <p>6" apart</p>	 <p>Seed Outside</p>	 <p>2 rows</p>
 <p>Zucchini</p>	 <p>12" apart</p>	 <p>Seed or Transplant</p>	 <p>1 row</p>
 <p>Tomato</p>	 <p>2 feet apart</p>	 <p>Transplant</p>	 <p>2 rows</p>
 <p>Cilantro</p>	 <p>6" apart</p>	 <p>Seed Outside</p>	 <p>2 rows</p>
 <p>Sweet Potato</p>	 <p>12" apart</p>	 <p>Plant Outside</p>	 <p>1 row</p>